

**Quantum®**

32 Wedgwood Road, Bicester,

Oxon, OX26 4UL

Phone: 01869 324600

Fax: 01869 323070

Email: sales@quantumrehab.co.uk

Web: www.quantumrehab.co.uk

**Dealer May 2019** (V1.2)**Crash  
Tested****Edge 3 with TRU-Balance® 3 Seating**

Dealer Name:

Order Date:

Address:

Post Code:

Phone

Email:

PO No:

Order Ref:

Delivery Address:

Post Code:

Quantum Specialist:

User Weight:

*The users weight is required to  
process this order (critical information)***Standard Features**

- TRU-Balance 3 Seating System
- LED Fender Lights
- Portable USB Charger
- 2 x 55ah batteries
- NE+ Control System
- 2" x 6" Front & Rear Castors, Flat Free
- 3" x 14" Flat Free Drive Tyres
- 14 Colour Options
- 4 Mph (6 Km/h) Motors
- Smooth Ride Suspension (SRS)
- 2-Post Flip-Up Armrests
- Manually Adj. Centre Mount Foot Platform
- Max User Weight 21 Stone 6lbs (136 k.g.)
- TRU-Comfort 2 SPP Seat Cushion
- Tie-Down System for Transportation

**Standard = Standard Factory Feature | FOC = Select instead of Standard Factory Feature****Base Model****Edge 3 with TRU-Balance® 3 Seating and NE+ Controls - £5,995.00****Drive Wheels**

- |   |          |
|---|----------|
| <input type="checkbox"/> 3" x 14" Flat Free, Black Tyres <i>Supplied with matching drive wheel accent colour</i>                      | Standard |
| <input type="checkbox"/> 3" x 14" Pneumatic, Black Tyres <i>Supplied with matching drive wheel accent colour</i>                      | FOC      |
| <input type="checkbox"/> 4" x 14" Pneumatic, Black Tyres, Knobby, Extended Traction Tyres <i>Increases overall base width by 1.5"</i> | £220.00  |
| <input type="checkbox"/> 4" x 14" Flat Free, Black Tyres, Knobby, Extended Traction Tyres <i>Increases overall base width by 1.5"</i> | £320.00  |

**Castor Wheels**

- |  |          |
|--|----------|
| <input checked="" type="checkbox"/> 2" x 6" Flat Free, Black Tyres, Front and Rear | Standard |
|--|----------|

**Colours**☐ Cherry Bomb☐ Back in Black☐ Sugar Plum☐ Green Machine☐ Grey Street☐ Evolution Orange☐ Night Train☐ Blue Jean☐ White Satin☐ Carbon Fibre  
*With Night Train seat  
interface shrouds.*☐ Military Green☐ Raspberry Beret☐ Lemon Crush☐ Midnight Blue*Matching back shroud, joystick shroud and seat interface shrouds included where applicable.***EDGE 3 TRU-BALANCE® 3 SEATING - DEALER**

## Seat Dimensions

Select width and depth package and enter desired seat width and depth in that package range. Available in 1" increments. Minimum seat size of 14" x 14" required for centre mount foot platform when iLevel is selected.

### Seat Width Packages

☐ 12"W-16"W    ☐ 16"W-20"W    ☐ 20"W-22"W

Set Width at: \_\_\_\_\_

### Seat Depth Packages

☐ 12"D-16"D    ☐ 16"D-20"D    ☐ 20"D-22"D

Set Depth at: \_\_\_\_\_

## Seat Cushions

Please refer to our **Stealth Cushion Order form** for available sizes and enter your preferred size here.....W x .....D

- ☐ No Seat Cushion Required FOC
- ☐ Stealth Simplicity G: General use, Fluid resistant Stealth-Tek cover - 25 stone weight limit FOC
- ☐ Stealth TRU-Comfort 2 SPP: Skin protection, positioning, 4-way stretch Coolcore cover - 32 stone weight limit Standard
- ☐ Stealth Solution® SPP: Skin protection, positioning, 4-way stretch, Coolcore cover and urethane liner - 25 stone weight limit £100.00
- ☐ Stealth Essence® SPP: Skin protection, positioning, 4-way stretch and Coolcore cover - 35 stone 7lbs weight limit £120.00
- ☐ Stealth Spectrum® Gel SPP: Skin protection, positioning, 4-way stretch, Coolcore cover and urethane liner - 25 stone weight limit £160.00
- ☐ Stealth Spectrum® Foam SPP: Skin protection, positioning, 4-way stretch, Coolcore cover and urethane liner - 42 stone weight limit £160.00

## TRU-Balance®3 Backrest Specifications

- ☐ TRU-Balance® 3 Full Backrest Assembly Standard

☐ TRU-Comfort™2 Back Cushion: Positioning, 4-way stretch or ☐ Sport Back Cushion FOC

☐ Large Lateral Positioning Wedge (pair) £20.00

Not available on Backs 16"-17"H w/ limited adjustability on 18"H. Not available on Recline Backs 19"-20"H w/ limited adjustability on 21"H. N/A with Back Cane Option

☐ Omit TB3 Backrest Shell and Cushion -£50.00

☐ After-market Back Interface Supplied uninstalled ☐ 16"W - 20" W or ☐ 20"W - 24" W £250.00

Only available with TB3 full backrest. Seat depth may need to be adjusted by up to 2" to accommodate certain backs.

☐ Privacy Flap Closes gap between backrest and seat £50.00

- ☐ Back Canes with Rigidizing Bar Not available with TB4 armrests, manual or power recline. Max. 4" narrower than seat width using 2" endo brackets FOC

☐ TRU-Comfort™2 Back Cushion: Positioning, 4-way stretch ☐ Sport Back Cushion FOC

☐ Large Lateral Positioning Wedge (pair) £20.00

Not available on Backs 16"-17"H w/ limited adjustability on 18"H. Not available on Recline Backs 19"-20"H w/ limited adjustability on 21"H. N/A with Back Cane Option

☐ Omit TB3 Backrest Shell and Cushion -£50.00

☐ Privacy Flap Closes gap between backrest and seat £50.00

**Back Cane Options** Please select one option below

- ☐ Tool Angle Adjustable: FOC ☐ Flip Forward: £200.00 ☐ 1" Endo Brackets: £40.00 ☐ 2" Endo Brackets: £40.00

Not suitable for occupied transportation  
Not available with endo brackets

Backrest will be 2" narrower  
than seat width

Backrest will be 4" narrower  
than seat width

Back Cane Height: From seat pan

☐ 16"H    ☐ 17"H    ☐ 18"H    ☐ 19"H    ☐ 20"H    ☐ 21"H    ☐ 22"H    ☐ 23"H    ☐ 24"H    ☐ 25"H

## Back Cushion Configuration - Back Width

Required except when Omit TB3 backrest shell and cushion is selected. Available with +/-4" of seat width.

☐ 12" W    ☐ 16" W    ☐ 18" W    ☐ 20" W    ☐ 22" W

☐ 14" W    ☐ 17" W    ☐ 19" W    ☐ 21" W    ☐ 24" W

## Back Cushion Configuration - Overall Back Height

Static backrest available height range: 14"-25"H. Odd heights include 4" gap and Even heights include 3" gap between seat pan and bottom of back cushion. Manual and Power Recline available height range: 19"-28"H. Odd heights include 6" gap and Even heights include 7" gap. Refer to the Sport and TRU-Comfort 2 backrest matrix below for size compatibility.

- ☐ 14" H    ☐ 22" H
- ☐ 15" H    ☐ 23" H
- ☐ 16" H    ☐ 24" H
- ☐ 17" H    ☐ 25" H
- ☐ 18" H    ☐ 26" H
- ☐ 19" H    ☐ 27" H
- ☐ 20" H    ☐ 28" H
- ☐ 21" H

		Static Back Width										Manual or Power Recline Back Width									
		12"	14"	16"	17"	18"	19"	20"	21"	22"	24"	12"	14"	16"	17"	18"	19"	20"	21"	22"	24"
Overall Back Height	14"	ST	S																		
	15"	ST	S																		
	16"	S	ST	ST	ST	ST	ST	ST	S	ST	ST										
	17"	S	ST	ST	ST	ST	ST	ST	S	ST	ST										
	18"			ST	ST	ST	ST	ST	S	ST	ST										
	19"			ST	ST	ST	ST	ST	S	ST	ST	S	ST	ST	ST	ST	ST	ST	S	ST	S
	20"			ST	ST	ST	ST	ST	S	ST	ST	S	ST	ST	ST	ST	ST	S	ST	S	S
	21"			ST	ST	ST	ST	ST	S	ST	ST			ST	ST	ST	ST	S	ST	S	ST
	22"			ST	ST	ST	ST	ST	S	ST	ST			ST	ST	ST	ST	S	ST	S	ST
	23"			ST	ST	ST	ST	ST	S	ST	ST			ST	ST	ST	ST	S	ST	S	ST
	24"			S	S	ST	S	ST	S	S	S			ST	ST	ST	ST	S	ST	S	ST
	25"			S	S	ST	S	ST	S	S	S			ST	ST	ST	ST	S	ST	S	ST
	26"													ST	ST	ST	ST	S	ST	S	ST
	27"													S	S	ST	S	ST	S	S	S
	28"													S	S	ST	S	ST	S	S	S

S

Sport Back

ST

Sport or TRU-Comfort 2 Back

## ADI Back

☐ **ADI Q-Back** Refer to Q-Back configurator on page 9 and enter part number and price here. Part No:.....

£

### Seat Positioning Adjustments

- |  |          |
|--|----------|
| <input type="checkbox"/> Static Seat   | Standard |
| <input type="checkbox"/> TRU-Balance®3 Power Tilt 50 degree centre of gravity (COG) power tilt seating system. Uses 1 power option             | £872.00  |
| <input type="checkbox"/> Tru-Balance®3 iLevel 12" Power Adjustable Seat Lift and Tilt. Uses 2 power options. Compatible with NE+ and Q-Logic 3 | £2170.00 |
- iLevel technology enables the unit to drive up to 4.5 Mph while fully elevated. Not available with manual recline backrest.*

#### Seat to Floor Height

- |                                  |  |  |  |
|----------------------------------|--|--|--|
| Static Seat                      | <input type="checkbox"/> 16.5" Seat to Floor | <input type="checkbox"/> 17.5" Seat to Floor | <input type="checkbox"/> 18.5" Seat to Floor |
| Tilt and/or iLevel 12" Seat Lift | <input type="checkbox"/> 17.5" Seat to Floor | <input type="checkbox"/> 18.5" Seat to Floor | <input type="checkbox"/> 19.5" Seat to Floor |

### Backrest Positioning Adjustments

- |   |          |
|---|----------|
| <input type="checkbox"/> TRU-Balance®3 Static Backrest Back angle can be preset   | Standard |
| <input type="checkbox"/> TRU-Balance®3 Attendant Manual Recline with Push Handles 175 degree recline. Not available with iLevel 12" Seat Lift                 | £200.00  |
| <input type="checkbox"/> TRU-Balance®3 Power Recline 175 degree recline. Full drive lock-out at 20 degrees when combined with power tilt. Uses 1 power option | £600.00  |
| <input type="checkbox"/> TRU-Balance®3 Flip Forward Backrest Not available with TB4 armrests, 12"-14" seat widths, manual or power recline                    | £150.00  |

### Armrests

- |   |          |
|---|----------|
| <input type="checkbox"/> 2-Post, Flip Back, Height Adjustable, Removable Height range 9"-13". Not available with a seat depth less than 16"                         | Standard |
| <input type="checkbox"/> Single Post, Quick Height Adjustable Removable Armrests, Pair Height adjustment from 11" - 17" in 1/2" increments                          | FOC      |
| <input type="checkbox"/> Paediatric, Height Adjustable, Removable Height adjustment from 7.75" to 9.75" in 1/2" increments. Not available with full length arm pads | FOC      |
| <input type="checkbox"/> TRU-Balance®4 Flip-back Armrests Height range 8"-16". May interfere with swing-away laterals. Not available with Back cane option          | £350.00  |

### Armrests Pad Options

#### Left Armrest Length Package:

- |                                     |                                     |  |
|-------------------------------------|-------------------------------------|--|
| <input type="checkbox"/> 10" Length | <input type="checkbox"/> 14" Length | <input type="checkbox"/> 17" Length<br><small>Only available with TB4 arms<br/>Not available with Falcon Gel<br/>or Waterfall Pads</small> |
|-------------------------------------|-------------------------------------|--|

#### Left Armpad Style:

- ☐ Straight ☐ Waterfall

- |   |        |
|---|--------|
| <input type="checkbox"/> Falcon, Gel, 10" Length 3"W x 10"L   | £40.00 |
| <input type="checkbox"/> Falcon, Gel, 14" Length 3"W x 14"L   | £40.00 |
| <input type="checkbox"/> Falcon, Gel Mounting Plate<br><small>Only required for 2-post flip back<br/>or paediatric armrests</small> | £20.00 |

#### Right Armrest Length Package:

- |                                     |                                     |  |
|-------------------------------------|-------------------------------------|--|
| <input type="checkbox"/> 10" Length | <input type="checkbox"/> 14" Length | <input type="checkbox"/> 17" Length<br><small>Only available with TB4 arms<br/>Not available with Falcon Gel<br/>or Waterfall Pads</small> |
|-------------------------------------|-------------------------------------|--|

#### Right Armpad Style:

- ☐ Straight ☐ Waterfall

- |   |        |
|---|--------|
| <input type="checkbox"/> Falcon, Gel, 10" Length 3"W x 10"L   | £40.00 |
| <input type="checkbox"/> Falcon, Gel, 14" Length 3"W x 14"L   | £40.00 |
| <input type="checkbox"/> Falcon, Gel Mounting Plate<br><small>Only required for 2-post flip back<br/>or paediatric armrests</small> | £20.00 |

### Headrests

- |   |         |
|---|---------|
| <input type="checkbox"/> Stealth 10" Comfort Plus CP250             | £140.00 |
| <input type="checkbox"/> Stealth 14" Comfort Plus CP150             | £140.00 |
| <input type="checkbox"/> Stealth 14" Adjustable Comfort Plus ACP150 | £250.00 |
| <input type="checkbox"/> Stealth Small Contoured STL-OTSM250        | £200.00 |
| <input type="checkbox"/> Stealth Large Contoured STL-OTLG150        | £200.00 |

### Lateral and Trunk Supports

#### Stealth Thoracic Lateral Supports

##### Left Lateral Package

- |  |         |
|--|---------|
| <input type="checkbox"/> Thin Hardware, Short Link TWBTL-L     | £175.00 |
| <input type="checkbox"/> Thin Hardware, Standard Link TWBSTL-L | £175.00 |

##### Left Lateral Pads

- |  |        |
|--|--------|
| <input type="checkbox"/> 3" H x 5" L Curved Lateral Pad TWBL-3X5 | £35.00 |
| <input type="checkbox"/> 4" H x 6" L Curved Lateral Pad TWBL-4X6 | £35.00 |

##### Right Lateral Package

- |  |         |
|--|---------|
| <input type="checkbox"/> Thin Hardware, Short Link TWBTL-R     | £175.00 |
| <input type="checkbox"/> Thin Hardware, Standard Link TWBSTL-R | £175.00 |

##### Right Lateral Pads

- |  |        |
|--|--------|
| <input type="checkbox"/> 3" H x 5" L Curved Lateral Pad TWBL-3X5 | £35.00 |
| <input type="checkbox"/> 4" H x 6" L Curved Lateral Pad TWBL-4X6 | £35.00 |

Please visit [www.stealthproducts.com](http://www.stealthproducts.com) for more options

EDGE 3 TRU-BALANCE® 3 SEATING - DEALER

## Lateral and Trunk Supports (Continued)

### i-Fit Chest Harness *Supplied un-installed*

<input type="checkbox"/> Classic Style <i>Offers a large padded surface for the thoracic area</i>	£100.00
<input type="checkbox"/> Contoured Style <i>Narrowed sectioned over the sternum that allows a better fit for females, G-tube users, or those requiring a smaller support surface</i>	£100.00
<b>Size</b>	
<input type="checkbox"/> Extra Small	<input type="checkbox"/> Small
<input type="checkbox"/> Medium	<input type="checkbox"/> Large
<input type="checkbox"/> Extra Large	
<b>Construction</b>	
<input type="checkbox"/> Dynamic <i>Allows for a degree of trunk movement and softer fit</i>	<input type="checkbox"/> Structured <i>More resistant to high tone, aiding maintenance of correct posture</i>

## Pelvic Supports

### Stealth Pelvic Supports

#### Left Pelvic Package

<input type="checkbox"/> Quick Release Removable Hardware <i>INDPART2805</i>	£100.00
<input type="checkbox"/> Flip-Down Hardware <i>TWBL-L</i>	£150.00
<input type="checkbox"/> Additional link for Flip-down Hardware <i>LHW-129</i>	£35.00
<input type="checkbox"/> Full Surface Contact Feature for Flip-Down Hardware <i>LTHW511</i>	£50.00

#### Left Pelvic Pads

<input type="checkbox"/> 4" H x 4" L Pelvic Pad <i>TWBADD-4x4</i>	£35.00
<input type="checkbox"/> 4" H x 8" L Pelvic Pad <i>TWBADD-4x8</i>	£35.00
<input type="checkbox"/> 4" H x 12" L Pelvic Pad <i>TWBADD-4x12</i>	£35.00

#### Right Pelvic Package

<input type="checkbox"/> Quick Release Removable Hardware <i>INDPART2805</i>	£100.00
<input type="checkbox"/> Flip-Down Hardware <i>TWBL-R</i>	£150.00
<input type="checkbox"/> Additional link for Flip-down Hardware <i>LHW-129</i>	£35.00
<input type="checkbox"/> Full Surface Contact Feature for Flip-Down Hardware <i>LTHW511</i>	£50.00

#### Right Pelvic Pads

<input type="checkbox"/> 4" H x 4" L Pelvic Pad <i>TWBADD-4x4</i>	£35.00
<input type="checkbox"/> 4" H x 8" L Pelvic Pad <i>TWBADD-4x8</i>	£35.00
<input type="checkbox"/> 4" H x 12" L Pelvic Pad <i>TWBADD-4x12</i>	£35.00

### Stealth Knee Adductors

#### Left Knee Support Package

<input type="checkbox"/> Cane Mounted Hardware <i>Only available with individual legrests</i> <i>KN1ADD</i>	£145.00
<input type="checkbox"/> Swing-Away Track Mount Hardware <i>Mounts to seat rail</i> <i>KN1ADD-TRK</i>	£160.00

#### Left Knee Pads *With 1/2" medium sunmate*

<input type="checkbox"/> 3" Round Knee Adductor Pad <i>KN1ADD3</i>	£17.00
<input type="checkbox"/> 4" Round Knee Adductor Pad <i>KN1ADD4</i>	£17.00

#### Right Knee Support Package

<input type="checkbox"/> Cane Mounted Hardware <i>Only available with individual legrests</i> <i>KN1ADD</i>	£145.00
<input type="checkbox"/> Swing-Away Track Mount Hardware <i>Mounts to seat rail</i> <i>KN1ADD-TRK</i>	£160.00

#### Right Knee Pads *With 1/2" medium sunmate*

<input type="checkbox"/> 3" Round Knee Adductor Pad <i>KN1ADD3</i>	£17.00
<input type="checkbox"/> 4" Round Knee Adductor Pad <i>KN1ADD4</i>	£17.00

### i-Fit Pelvic Belts

<input type="checkbox"/> Padded <i>Offers a large padded surface area</i>	£70.00
<input type="checkbox"/> Non-Padded <i>Narrowed sectioned for smaller support surface</i>	£65.00

#### Size

<input type="checkbox"/> Extra Small <i>Not available with non-padded</i>	<input type="checkbox"/> Small	<input type="checkbox"/> Medium	<input type="checkbox"/> Large	<input type="checkbox"/> Extra Large <i>Not available with non-padded or 4-point.</i>
--	--------------------------------	---------------------------------	--------------------------------	--

#### Attachment Method

<input type="checkbox"/> 2-Point	<input type="checkbox"/> 4-Point <i>Single pull only</i>	<input type="checkbox"/> Push Button	<input type="checkbox"/> Side Release
----------------------------------	--	--------------------------------------	---------------------------------------

#### Adjustment

<input type="checkbox"/> Single Pull	<input type="checkbox"/> Dual Pull
--------------------------------------	------------------------------------

## Medial (Pommel) Supports

### Stealth Pommel Mounting Hardware

<input type="checkbox"/> Fixed Modular Removable Medial Hardware <i>Push button release. MTHW-650</i>	£225.00
<input type="checkbox"/> Flip-Down Link Style Medial Hardware. <i>MTHW-620</i>	£170.00
<input type="checkbox"/> Fixed Flip-Down Medial Hardware. <i>MTHW-640</i>	£135.00

#### Stealth Pommel Pads

<input type="checkbox"/> Small Wedge Pad 3" W x 4" L x 3" H x 2" W. <i>MTMD-12</i>	£95.00
<input type="checkbox"/> Medium Wedge Pad 4.5" W x 5" L x 3" H x 2" W. <i>MTMD-13</i>	£95.00
<input type="checkbox"/> Large Wedge Pad 5" W x 5" L x 4" H x 3" W. <i>MTMD-14</i>	£95.00
<input type="checkbox"/> Adjustable Pommel with Dual 3" x 5" pads <i>Includes slip cover. MTMD-42</i>	£185.00

## Centre Mount Foot Platforms

- ☐ Base Mounted Foot Platform *Mounted to chassis, will not move with Power Tilt or Seat Lift* FOC
- ☐ Manually Adjustable Centre Mount Foot Platform *Mounted to Seat. Only available with 14" seat width and above when iLevel is selected* Standard
- ☐ Power Articulating Centre Mount Foot Platform *Mounted to Seat. Uses 1 power option. Only available with 14" seat width and above when iLevel is selected* £642.00
- ☐ Power Articulating Centre Mount Foot Platform with independent actuators *Mounted to Seat. Only available with 14" seat width and above when iLevel is selected. Enables powered foot platform to be lowered to the floor for standing transfers. Only available with QLogic 3. Uses 2 power options* £1,112.00

### Legrest Options

Lower Extensions *Seat pan to Heel*

- ☐ 10-16"L *Seat pan to heel* or ☐ 13-19"L *Seat pan to heel* Standard

Footplates

- ☐ 10"W x 11"D Split Footplates or ☐ 10"W x 8"D Split Footplates Standard

Calf Pads

- ☐ Small 6"H x 6"W or ☐ Large 8"H x 8"W *tapered to 6"W* Standard

Calf Pad Covers (Pair) *1/2" Soft Visco Foam*

- ☐ Air Mesh or ☐ Reversed Dartex £42.00

- ☐ Calf Panel 8"H x 18"W. *Not available with Calf Pads* £42.00

- ☐ Calf Panel Extension (each) £30.00

Calf Panel Cover *1/2" Soft Visco Foam*

- ☐ Air Mesh or ☐ Reversed Dartex £72.00

Footplate Extension Kits



- ☐ 4" Width Extension Kit. *Not available with 2" Bell Shaped, Length Extension Kit* £16.00



- ☐ 2" Bell Shaped, Length Extension Kit. *Not available with 4" Width Extension Kit* £16.00

Additional Footplate Accessories:

- ☐ Footplate Outside Edge, pair £10.00
- ☐ Wheel Bumpers, pair £10.00
- ☐ Footplate Connector £10.00

Center Mount Foot Platform Compatibility Matrix for TRU-Balance® 3	Power Recline or Static Seat			Power Tilt			Power Lift		
	Low	Med.	High	Low	Med.	High	Low	Med.	High
10"-16" Length Extension	!	✓	✓	✓	✓	✓	✓	✓	✓
13"-19" Length Extension	!	!	!	!	!	!	!	!	✓

No interference issues at this seat-to-floor height.
   
 May have less than 1.75" clearance when fully extended and may interfere with the ground or reduce obstacle climbing ability.

## Individual Legrests

Choose instead of centre mount foot platform options

**60-90° Swing-Away Legrests** Tool angle adjustable in 5° Increments. Includes heel loops. Not available with a seat width less than 16"

☐ **Left Legrest:** £55.00

**Lower Extension** Seat pan to heel range

☐ 11"-13"L ☐ 13.5"-16.5L" ☐ 15.5"-19.5L"

### Footplate Selection

☐ Flip-up, Extruded Footplate 8.5"W x 6" D Standard

☐ Angle Adjustable Footplate *Select size below* £57.50

☐ Multi-Axis Footplate *Select size below* £131.50

☐ 4"W x 6"D ☐ 5"W x 8"D ☐ 6"W x 11"D

☐ 5"W x 6"D ☐ 6"W x 8"D ☐ 8"W x 11"D

### Accessories:

☐ Wheel Bumper £5.00

☐ **Right Legrest:** £55.00

**Lower Extension** Seat pan to heel range

☐ 11"-13"L ☐ 13.5"-16.5L" ☐ 15.5"-19.5L"

### Footplate Selection

☐ Flip-up, Extruded Footplate 8.5"W x 6" D Standard

☐ Angle Adjustable Footplate *Select size below* £57.50

☐ Multi-Axis Footplate *Select size below* £131.50

☐ 4"W x 6"D ☐ 5"W x 8"D ☐ 6"W x 11"D

☐ 5"W x 6"D ☐ 6"W x 8"D ☐ 8"W x 11"D

### Accessories:

☐ Wheel Bumper £5.00

60°-90° Swing-Away Legrest Compatibility Matrix	Power Recline or Static Seat			Power Tilt			Power Lift		
	Low	Med.	High	Low	Med.	High	Low	Med.	High
Extruded, 11"-16.5"	!	✓	✓	✓	✓	✓	✓	✓	✓
Extruded, 13"-16.5"	!	✓	✓	✓	✓	✓	✓	✓	✓
Extruded, 15.5"-19.5"	!	!	!	!	!	!	!	!	✓
Angle Adjustable, 13"-16.5"	!	✓	✓	✓	✓	✓	✓	✓	✓
Angle Adjustable, 15.5"-19.5"	!	!	!	!	!	!	!	!	✓
Multi-Axis, 11"-16.5"	!	✓	✓	✓	✓	✓	✓	✓	✓
Multi-Axis, 15.5"-19.5"	!	!	!	!	!	!	!	!	✓
11"-13" extension causes no interference at all seat-to-floor heights.									

✓ This rigging configuration causes no interference issues at this seat-to-floor height.

! This rigging configuration may have less than 1.75" clearance when fully extended and may interfere with the ground or reduce obstacle climbing ability.

**90° Paediatric Swing-Away Legrests** Seat Pan to Heel range of adjustment 7"-10"L. Includes heel loops

☐ **Left Legrest** £55.00

### Footplate Selection

☐ Angle Adjustable Footplate *Select size below* Standard

☐ 4"W x 6"D ☐ 5"W x 6"D

### Accessories:

☐ Wheel Bumper £5.00

☐ **Right Legrest** £55.00

### Footplate Selection

☐ Angle Adjustable Footplate *Select size below* Standard

☐ 4"W x 6"D ☐ 5"W x 6"D

### Accessories:

☐ Wheel Bumper £5.00

## Elevating Legrests

**Manual Elevating Swing-Away Legrests** Includes heel loops. Not suitable for occupied transportation. Not available with a seat width less than 16"

☐ Supply base mounted foot platform to allow power chair to remain crash tested *Manual elevating legrests must be removed during transport* FOC

☐ **Left Legrest:** £65.00

**Lower Extension** Seat pan to heel range

☐ 14"-17L" ☐ 14.5"-18L"

### Footplate Selection

☐ Flip-up Footplate 8.5"W x 6" D. Standard  
*Only available with 14" - 17" lower extension*

☐ Angle Adjustable Footplate *Select size below* £57.50

☐ 4"W x 6"D ☐ 5"W x 8"D ☐ 6"W x 11"D

☐ 5"W x 6"D ☐ 6"W x 8"D ☐ 8"W x 11"D

### Accessories:

☐ Wheel Bumper £5.00

☐ **Right Legrest:** £65.00

**Lower Extension** Seat pan to heel range

☐ 14"-17L" ☐ 14.5"-18L"

### Footplate Selection

☐ Flip-up Footplate 8.5"W x 6" D Standard  
*Only available with 14" - 17" lower extension*

☐ Angle Adjustable Footplate *Select size below* £57.50

☐ 4"W x 6"D ☐ 5"W x 8"D ☐ 6"W x 11"D

☐ 5"W x 6"D ☐ 6"W x 8"D ☐ 8"W x 11"D

### Accessories:

☐ Wheel Bumper £5.00



## Elevating Legrests (Continued)

**70° Power Articulating Swing-Away Legrests** 4" articulation range. Includes heel loops. Not available with a seat width less than 16".

☐ **Left Legrest** Uses 1 power option £625.00

**Lower Extension** Seat pan to heel range

☐ 11"-13"L ☐ 14.5"-18"L ☐ 17.5"-21"L

**Footplate Selection**

☐ **Angle Adjustable Footplate** Select size below

☐ 4"W x 6"D ☐ 5"W x 8"D ☐ 6"W x 11"D

☐ 5"W x 6"D ☐ 6"W x 8"D ☐ 8"W x 11"D

**Accessories:**

☐ Small Calf Pad 5.35"W-6"H £44.00

☐ Large Calf Pad 5.86"Wx8"H £44.00

☐ Gel Padded Knee Adductor Button £30.00

☐ **Right Legrest** Uses 1 power option £625.00

**Lower Extension** Seat pan to heel range

☐ 11"-13"L ☐ 14.5"-18"L ☐ 17.5"-21"L

**Footplate Selection**

☐ **Angle Adjustable Footplate** Select size below

☐ 4"W x 6"D ☐ 5"W x 8"D ☐ 6"W x 11"D

☐ 5"W x 6"D ☐ 6"W x 8"D ☐ 8"W x 11"D

**Accessories:**

☐ Small Calf Pad 5.35"W-6"H £44.00

☐ Large Calf Pad 5.86"Wx8"H £44.00

☐ Gel Padded Knee Adductor Button £30.00

**Legrest Operation Method:**

☐ Independent

☐ Combined When a pair of legrests is selected

70° Power Articulating, Swing-Away Legrest Compatibility Matrix	Power Recline or Static Seat			Power Tilt			Power Lift		
	Low	Med.	High	Low	Med.	High	Low	Med.	High
Angle Adjustable, 11"-13"	✓	✓	✓	✓	✓	✓	✓	✓	✓
Angle Adjustable, 14.5"-18"	!	!	!	!	!	✓	!	✓	✓

☒ This rigging configuration causes no interference issues at this seat-to-floor height.

☐ This rigging configuration may have less than 1.75" clearance when fully extended and may interfere with the ground or reduce obstacle climbing ability.

## NE+ Non-Expandable Controls

- ☐ NE+ - No Power Options Standard
- ☐ NE+ - Power Option Ready Required when 1 or 2 power options are selected. Not available with more than 2 power options £125.00
- ☐ Mount Joystick as Attendant Control Only Please select NE+ Joystick option above £100.00
- ☐ Dual Control Please select NE+ Joystick option above £380.00

## Q-Logic 3 Expandable Controls (includes Bluetooth)

- ☐ Q-Logic 3 - 2 Power Option Ready Required when 0, 1 or 2 power options are selected £350.00
- ☐ Q-Logic 3 - 5 Power Option Ready Required when more than 2 power options are selected £550.00
- ☐ User Joystick not required A Q-Logic 3 hand control will not be supplied. An Enhanced Display must be selected. -£100.00
- ☐ Bluetooth enabled Please tick this box if you would like the Bluetooth function turned on. Standard
- ☐ IR Blaster Infrared module for Q-Logic 3 hand control £50.00
- ☐ Mount Joystick as Attendant Control Only Please select Q-Logic 3 power option above £100.00
- ☐ Dual Control Please select Q-Logic 3 power option above £430.00
- ☐ SCIM Module Kit Allows use of joystick display for specialty controls. Q-Logic 3 Joystick must be selected above £316.00
- ☐ Q-Logic 3 Enhanced Display Includes x2 egg switches and flexible display mount. Does not include Q-Logic 3 Joystick £1074.00
- ☐ iAccess OLED 4 button switch module Supplied as standard with iLevel seat lift. Mounted to opposite armrest unless specified £300.00

☐ Push Button iAccess Module



☐ Toggle lever iAccess Module



## Joystick Handles

- ☐ Standard Carrot Handle Standard
- ☐ Mushroom Handle ☐ Extended I-Handle ☐ Bodypoint 3 Inch Goal Post Handle £35.00 (each)
- ☐ T-Bar ☐ Soft Ball Handle ☐ Bodypoint 4 Inch Goal Post Handle
- ☐ Chin Cup ☐ Medium Ball Handle

## Joystick Mounting Brackets

<input type="checkbox"/> Fixed Inline	Standard
<input type="checkbox"/> Swing-Away	£75.00
<input type="checkbox"/> Multi-Axis	£125.00
<input type="checkbox"/> Retract 4 Swing-Away Joystick Arm Kit <i>Full 180° Movement</i>	£150.00
<b>Mounting Position</b>	
<input type="checkbox"/> Left	or <input type="checkbox"/> Right
<input type="checkbox"/> Inline	or <input type="checkbox"/> Offset <i>Not available with Fixed Joystick Bracket</i>

## Speed Program and Lights Package

<input type="checkbox"/> 4 Mph program <i>Only available with Q-Logic 3. Lights and indicators not included</i>	Standard
<input type="checkbox"/> 6 Mph program with NE+ Controls, Lights and indicators	£450.00
<input type="checkbox"/> 4 Mph program with Q-Logic 3 Controls, Lights and indicators	£450.00
<input type="checkbox"/> 6 Mph program with Q-Logic 3 Controls, Lights and indicators	£450.00
<input type="checkbox"/> Lights and indicator surcharge <i>If no power options have been selected, you must tick this box in addition to the lights and indicator package to receive the correct lighting module.</i>	£260.00
<input type="checkbox"/> Accu-Trac Motor Technology <i>Requires Q-Logic 3 electronics. Delivers enhanced traction and tracking, especially with switched drive controls. Only available with 6 mph speed program and lights package.</i>	£400.00
<input type="checkbox"/> LED Fender lights <i>Includes single switch button for operation, mounted to side rail. Not road legal. Does not include indicators</i>	Standard
<input type="checkbox"/> Omit LED Fender lights	FOC

## TRU-Balance®3 Premium Accessories


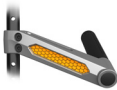



*Some accessories will be shipped with the unit not installed. Multiple accessories can be mounted along the various tracks. Some interference may occur.*

<input type="checkbox"/>		USB Mobile Device Charger <i>Please specify fitting location i.e. left armrest or seat rail etc.</i>	£110.00
<input type="checkbox"/>		Cup Holder <i>Only available with TB4 Flip-up armrests. Not available with iAccess module</i>	£20.00
<input type="checkbox"/>		Personal Item Hooks (pair) <i>Not available with Back Cane Option</i>	£15.00
<input type="checkbox"/>		Reflector Kit	£20.00
<input type="checkbox"/>		Mobile Phone/Media Holder <i>Only available with TB4 Flip-up armrests. Not available with iAccess module</i>	£40.00
<input type="checkbox"/>		Backpack Holders (pair) <i>Not available with Back Cane Option.</i>	£30.00
<input type="checkbox"/>		Clothing Guards (pair) <i>Only available with TB4 armrests</i>	£100.00
<input type="checkbox"/>		Glove Box <i>Supplied uninstalled</i>	£30.00
<input type="checkbox"/>		Hydration System	£125.00
<input type="checkbox"/>		Oxygen Holder	£50.00
<input type="checkbox"/>		Quick Release Transfer Bars (pair)	£125.00



## TRU-Balance®3 Premium Accessories (Continued)

Some accessories will be shipped with the unit not installed. Multiple accessories can be mounted along the various tracks. Some interference may occur.

- ☐  **Stealth Tablet Holder** *Not compatible with cup holder* £350.00
- ☐  **Push Handles (pair)** *Not available with O2 holder, Back Cane Option, or vent tray. Supplied as standard with attendant manual recline.* £50.00
- ☐  **Accessory bar** *Supplied as standard with Trilogy vent tray and O2 holder. May be added to mount additional accessories to back of the chair. Not available with Back Cane Option.* £50.00
- ☐  **Quantum Backpack** £40.00
- ☐  **Swing-away tray table** *May conflict with iAccess Module* £350.00
- ☐ Include Joystick Cut Out ☐ No Joystick Cut Out
- ☐ Wooden Trim Kit £75.00 ☐ Aluminium Trim kit £105.00

### Price

<b>Sub Total:</b>	£5,995.00
<b>Options:</b>	
<b>Total:</b>	

### Special Instructions

### ADI Q-Back Configurator

**A L B R 1 6 S A Q**

SHELL TYPE	BACK REST	BACK WIDTH	HEIGHT	CONTOUR	MOUNTING
AL-AL Series (Scapular Cut Out)	<b>NOTE:</b> SHELL ASSEMBLY WEIGHT AL & AFT SERIES - 1.5lb/680gm - above weights are of a 16" STD - all weights approx.	16"/40.5cm	<b>S</b> Standard (16"/40.5cm)	<b>A</b> Active (2.5"/63.5mm)	<b>Q</b> Q-Back (Re-configured with TB3 compat- ible hole pattern and mounting hardware)
AFT-AFT Series (Flat Top)		18"/45.5cm	<b>T</b> Tall (18"/45.7cm)	<b>D</b> Deep (4"/100mm)	
		20"/51cm	<b>X</b> x-tall (20"/51cm)	<b>6</b> x-deep (6"/150mm)	
			<b>XX</b> xx-tall (22"/56cm)		

### Notes

For additional seating options and alternative drive controls please refer to your Quantum Specialist.

#### Quantum Notes:

- This product is suitable for occupied transportation in accordance with ISO 7176-19. We strongly recommend that all heavy accessories such as manual ELRs are removed and secured during occupied transportation. We also advise that the use of third party accessories including life Support Systems, Chin Controls and Trays be risk assessed prior to the wheelchair being transported. Full details of suitable restraints for this wheelchair can be obtained from Quantum Technical on 01869 324600 or Email us on: technical@quantumrehab.co.uk
- Due to manufacturing tolerances and continual product improvement, this specification can be subject to variance of + or – 3 %. Overall measurements will vary based on seating and accessory selections.